


Energy performance certificate (EPC)

Certificate contents

- Rules on letting this property
- Energy rating and score
- Breakdown of property's energy performance
- How this affects your energy bills
- Impact on the environment
- Steps you could take to save energy
- Who to contact about this certificate
- Other certificates for this property

Share this certificate

- [Email](#)
- [Copy link to clipboard](#)
- [Print](#)

Top Floor Flat 35 Lancaster Park RICHMOND TW10 6AD		Energy rating 
Valid until 13 May 2029	Certificate number 8511-7325-6850-2427-8906	

Property type	Top-floor flat
Total floor area	64 square metres

Rules on letting this property

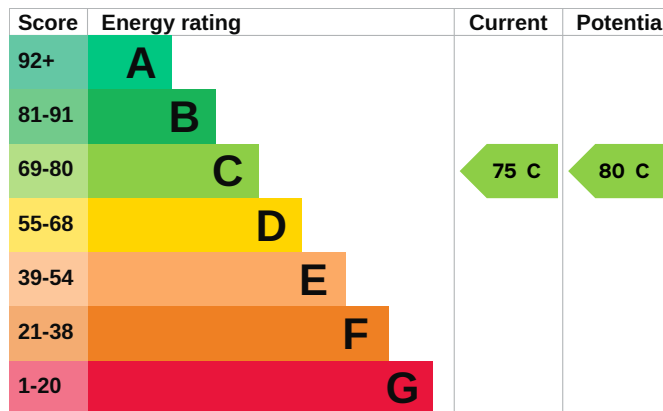
Properties can be let if they have an energy rating from A to E.

You can read [guidance for landlords on the regulations and exemptions](#).

Energy rating and score

This property's energy rating is C. It has the potential to be C.

[See how to improve this property's energy efficiency.](#)



The graph shows this property's current and potential energy rating.

Properties get a rating from A (best) to G (worst) and a score. The better the rating and score, the lower your energy bills are likely to be.

For properties in England and Wales:

- the average energy rating is D

- the average energy score is 60

Breakdown of property's energy performance

Features in this property

Features get a rating from very good to very poor, based on how energy efficient they are. Ratings are not based on how well features work or their condition.

Assumed ratings are based on the property's age and type. They are used for features the assessor could not inspect.

Feature	Description	Rating
Wall	Solid brick, as built, no insulation (assumed)	Very poor
Roof	Pitched, 270 mm loft insulation	Good
Window	Fully double glazed	Average
Main heating	Boiler and radiators, mains gas	Good
Main heating control	Programmer, TRVs and bypass	Average
Hot water	From main system	Good
Lighting	Low energy lighting in 50% of fixed outlets	Good
Floor	(another dwelling below)	N/A
Secondary heating	None	N/A

Primary energy use

The primary energy use for this property per year is 153 kilowatt hours per square metre (kWh/m²).

▶ [About primary energy use](#)

How this affects your energy bills

An average household would need to spend **£449 per year on heating, hot water and lighting** in this property. These costs usually make up the majority of your energy bills.

You could **save £88 per year** if you complete the suggested steps for improving this property's energy rating.

This is **based on average costs in 2019** when this EPC was created. People living at the property may use different amounts of energy for heating, hot water and lighting.

Heating this property

Estimated energy needed in this property is:

- 3,639 kWh per year for heating
 - 1,871 kWh per year for hot water
-

Impact on the environment

This property's environmental impact rating is C. It has the potential to be B.

Properties get a rating from A (best) to G (worst) on how much carbon dioxide (CO₂) they produce each year.

Carbon emissions

An average household produces	6 tonnes of CO ₂
This property produces	1.7 tonnes of CO ₂
This property's potential production	1.3 tonnes of CO ₂


You could improve this property's CO₂ emissions by making the suggested changes. This will help to protect the environment.

These ratings are based on assumptions about average occupancy and energy use. People living at the property may use different amounts of energy.


Steps you could take to save energy

▶ [Do I need to follow these steps in order?](#)

Step 1: Internal wall insulation

Typical installation cost	£4,000 - £14,000
Typical yearly saving	£66
Potential rating after completing step 1	 79 C

Step 2: Low energy lighting

Typical installation cost	£25
Typical yearly saving	£22
Potential rating after completing steps 1 and 2	 80 C

Advice on making energy saving improvements

[Get detailed recommendations and cost estimates](#)

Help paying for energy saving improvements

You may be eligible for help with the cost of improvements:

- Heat pumps and biomass boilers: [Boiler Upgrade Scheme](#)

Who to contact about this certificate

Contacting the assessor

If you're unhappy about your property's energy assessment or certificate, you can complain to the assessor who created it.

Assessor's name	Muhammad Shafi
Telephone	02033978220
Email	support@epconline.co.uk

Contacting the accreditation scheme

If you're still unhappy after contacting the assessor, you should contact the assessor's accreditation scheme.

Accreditation scheme	Stroma Certification Ltd
Assessor's ID	STRO032100
Telephone	0330 124 9660
Email	certification@stroma.com

About this assessment

Assessor's declaration	No related party
Date of assessment	3 May 2019
Date of certificate	14 May 2019
Type of assessment	▶ RdSAP

Other certificates for this property

If you are aware of previous certificates for this property and they are not listed here, please contact us at mhclg.digital-services@communities.gov.uk or call our helpdesk on 020 3829 0748 (Monday to Friday, 9am to 5pm).

There are no related certificates for this property.



[Help](#) [Accessibility](#) [Cookies](#) [Give feedback](#) [Service performance](#)

OGI All content is available under the [Open Government Licence v3.0](#), except where otherwise stated



© Crown copyright